



Explora

JOURNEYS



EXPLORA IV

SHIP GUIDE



# CONTENTS

Page 4

## HIGHLIGHTS

Page 5

## SHIP OVERVIEW

Page 6

## SUITE DECK PLANS

Page 7

## GUEST SUITES OVERVIEW

Page 8

## YOUR HOME AT SEA

Page 21

## INCLUSIVE EXPERIENCES

Page 22

## ADDITIONAL BENEFITS

Page 23

## PUBLIC SPACES DECK PLANS

Page 24

## DINING

Page 25

## LOUNGING

Page 26

## OCEAN WELLNESS

Page 28

## OTHER SERVICES


*JULY 2025*

All images in this document are a combination of photography and artist renderings.  
The artist representations and interior decorations, finishes, and furnishings are provided for illustrative purposes only.

# SAIL UNIQUE

*Designed to feel like your own private yacht*

Explora Journeys offers guests unparalleled comfort and space, for the first time ever a genuine home-away-from-home at sea.



---

## EXPLORA I

2023

---

## EXPLORA II

2024

---

## EXPLORA III

2026

---

## EXPLORA IV

2027

---

## EXPLORA V

2027

---

## EXPLORA VI

2028

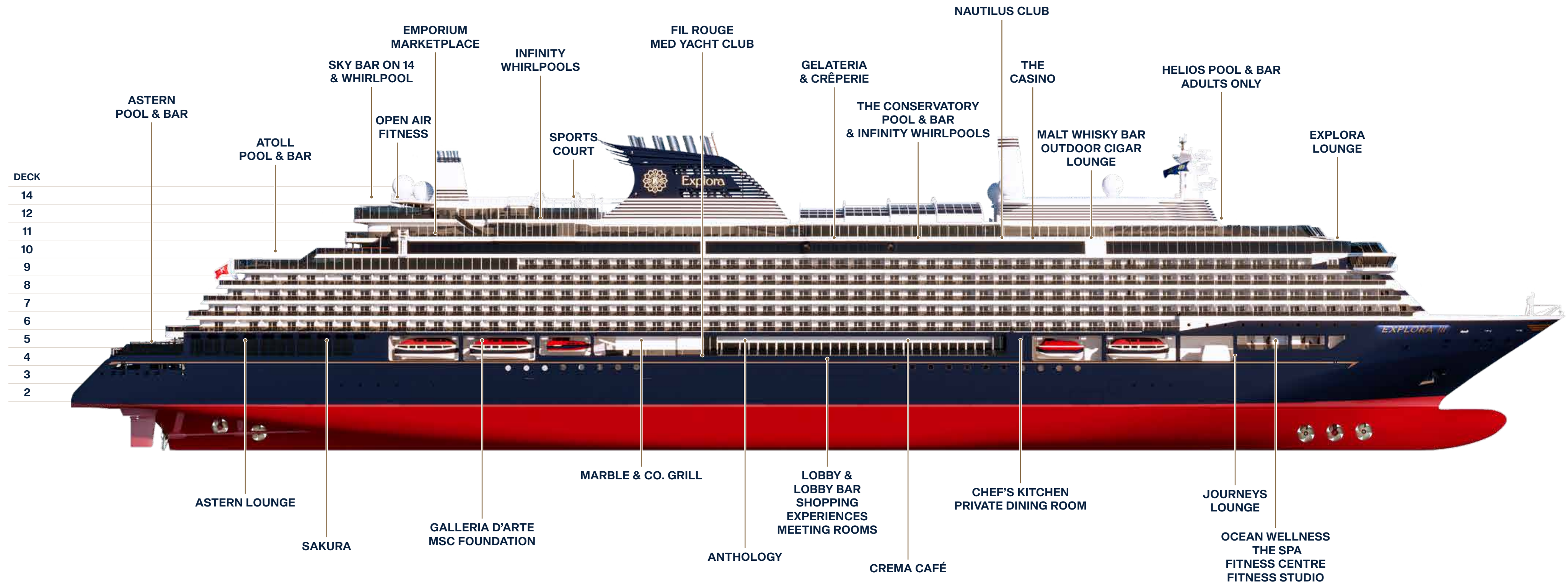
---



# HIGHLIGHTS

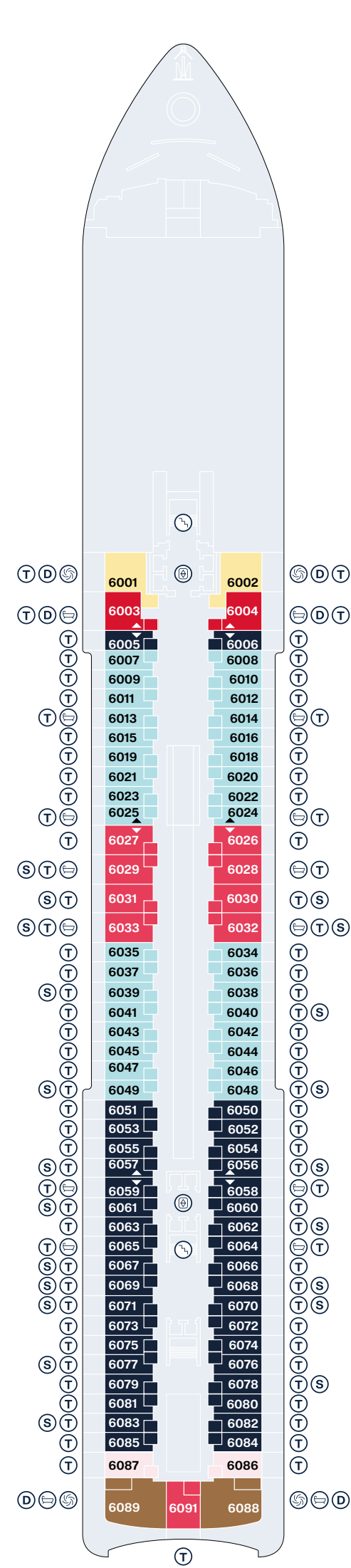
<b>GROSS TONNAGE</b>	72,810 GT
<b>LENGTH</b>	268 m ~ 879 ft
<b>BEAM</b>	33 m ~ 108 ft
<b>HEIGHT ABOVE WATERLINE</b>	56.3 m ~ 185 ft
<b>SPEED (MAX)</b>	16.5 knots (20 knots)
<b>VOLTAGE (IN SUITES)</b>	110/220 volts
<b>DECKS</b>	14
<b>TOTAL PUBLIC SPACE</b>	~ 17,570 sqm / ~ 189,122 sq ft
<b>TOTAL PUBLIC SPACE PER GUEST</b>	~ 19.5 sqm / ~ 210 sq ft
<b>TOTAL OUTDOOR PUBLIC SPACE</b>	~ 6,830 sqm / ~ 73,518 sq ft
<b>TOTAL OUTDOOR PUBLIC SPACE PER GUEST</b>	~ 7.6 sqm / ~ 81.8 sq ft
<b>NUMBER OF SUITES</b>	463, incl. 11 suites with accessibility features
<b>CATEGORY-LEADING GUEST PER HOST RATIO</b>	1.25 : 1
<b>POOLS</b>	<ul style="list-style-type: none"> <li>- Three heated outdoor pools, including one adults-only</li> <li>- Five indoor and outdoor heated whirlpools</li> <li>- One heated, weather-protected indoor pool with retractable glass roof</li> <li>- One indoor hydrotherapy pool at Ocean Wellness – The Spa</li> </ul>

# EXPLORA IV SHIP OVERVIEW

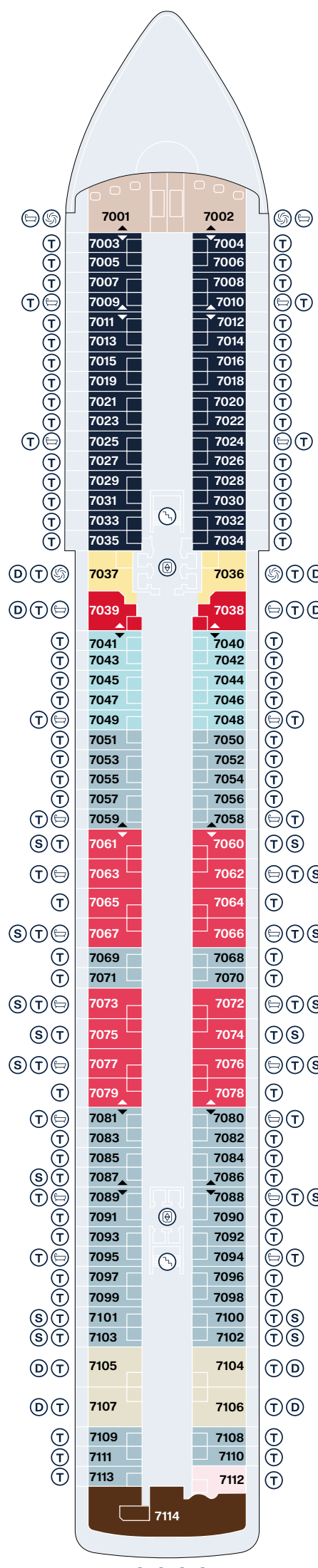


DECK	DECK	DECK	DECK	DECK	DECK	DECK
4	4	5	5	11	11	14
Fil Rouge	Destination Experiences	Sakura	Chef's Kitchen	The Conservatory Pool & Bar	The Casino	Whirlpool
4	4	5	5	11	11	14
Med Yacht Club	Future Journeys	Marble & Co. Grill	Ocean Wellness - The Spa	Gelateria & Crêperie	Nautilus Club	Ocean Wellness - Open Air Fitness
4	4	5	5	11	12	14
Shopping Experiences	Meeting Rooms	Galleria d'Arte	Ocean Wellness - Fitness Centre	Infinity indoor heated whirlpools	Helios Pool & Bar - adults only	Sports Court
4	4	5	5	11	12	
Lobby	Journeys Lounge	MSC Foundation	Ocean Wellness - Fitness Studio	Explora Lounge	Running track	
4	5	5	10	11	12	
Lobby Bar	Astern Pool & Bar	Anthology	Atoll Pool & Bar	Malt Whisky Bar	Infinity whirlpools	
4	5	5	11	11	14	
Guest Services	Astern Lounge	Crema Café	Emporium Marketplace	Outdoor Cigar Lounge	Sky Bar on 14	

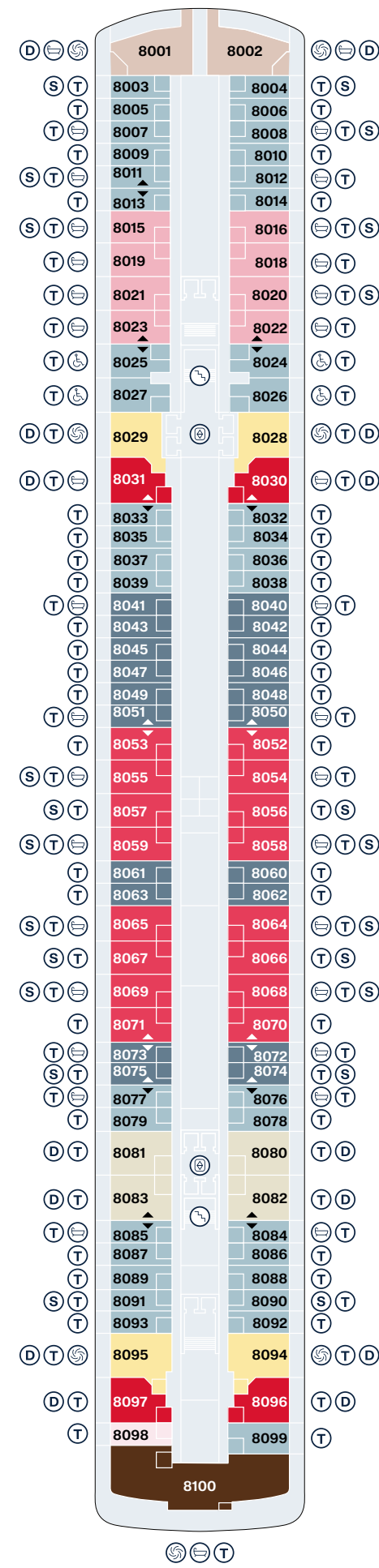
# EXPLORA IV SUITE DECK PLANS



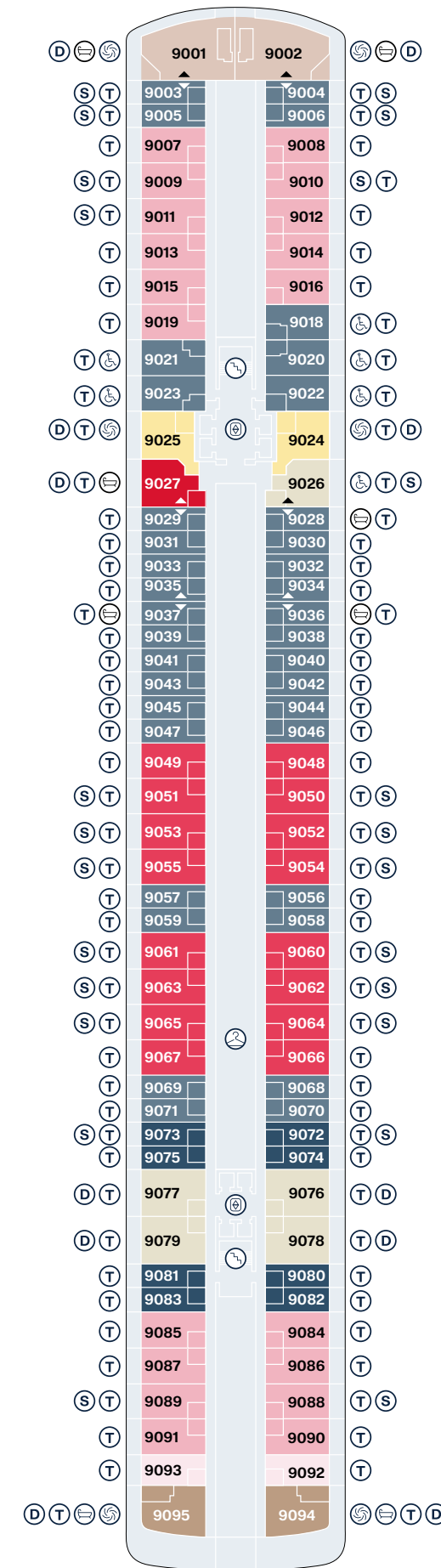
DECK 6



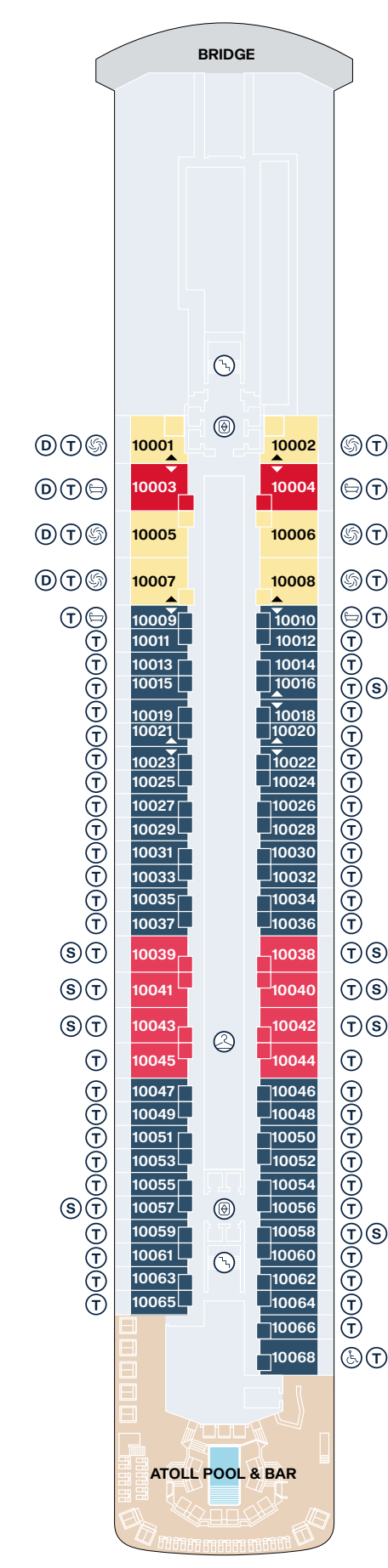
DECK 7



DECK 8



DECK 9



DECK 10

- |  |                               |
|--|-------------------------------|
|  | OWNER'S RESIDENCE             |
|  | COCOON RESIDENCE              |
|  | SERENITY RESIDENCE            |
|  | RETREAT RESIDENCE             |
|  | COVE RESIDENCE                |
|  | COVE RESIDENCE WITH WHIRLPOOL |
|  | GRAND PENTHOUSE               |
|  | PREMIER PENTHOUSE             |
|  | DELUXE PENTHOUSE              |
|  | PENTHOUSE                     |
|  | OCEAN GRAND TERRACE SUITE     |
|  | OCEAN TERRACE SUITE           |
|  | OCEAN TERRACE SUITE           |
|  | OCEAN TERRACE SUITE           |
|  | OCEAN TERRACE SUITE           |
|  | PRIVATE WHIRLPOOL             |
|  | TWIN BEDS                     |
|  | SINGLE SOFA BED               |
|  | DOUBLE SOFA BED               |
|  | GUEST LAUNDRY                 |
|  | ACCESSIBLE SUITES             |
|  | BATH                          |
|  | LIFT                          |
|  | CONNECTING SUITES             |



COVE RESIDENCE

## GUEST SUITES OVERVIEW

SUITE NAME	DECK	TOTAL SUITE AREA SQM (~ SQ FT)	SUITE AREA SQM (~ SQ FT)	TERRACE AREA SQM (~ SQ FT)	QUANTITY
<b>OR</b> OWNER'S RESIDENCE	7-8	280 (3,014)	155 (1,668)	125 (1,345)	2
<b>CR</b> COCOON RESIDENCE	6	149 (1,604)	74 (797)	75 (807)	2
<b>SR</b> SERENITY RESIDENCE	9	126 (1,356)	60 (646)	66 (710)	2
<b>RR</b> RETREAT RESIDENCE	7	81 (872)	63 (678)	18 (194)	6
	8-9	77 (829)	63 (678)	14 (151)	
<b>CO1</b> COVE RESIDENCE	7-8	67 (721)	53 (570)	14 (151)	13
	9	61 (657)	48 (517)	13 (140)	
<b>COJ</b> COVE RESIDENCE WITH WHIRLPOOL	6	80 (861)	56 (603)	24 (258)	16
	7, 8, 9, 10	70 (754)	56 (603)	14 (151)	
	8-10	67 (721)	53 (570)	14 (151)	
<b>GP</b> GRAND PENTHOUSE	6	69 (742)	48 (517)	21 (226)	11
	7-8-9-10	61 (657)	48 (517)	13 (140)	
<b>PP</b> PREMIER PENTHOUSE	6	53 (570)	43 (463)	10 (108)	65
	6-7-8-9-10	48 (517)	38 (409)	10 (108)	
<b>DP</b> DELUXE PENTHOUSE	8-9	43 (463)	34 (366)	9 (97)	27
<b>PH</b> PENTHOUSE	6	48 (517)	34 (366)	14 (151)	6
	7-8-9	43 (463)	34 (366)	9 (97)	
<b>GT</b> OCEAN GRAND TERRACE SUITE	6-7	39 (420)	28 (301)	11 (118)	70
<b>OT1 OT2 OT3 OT4</b> OCEAN TERRACE SUITE	6-7-8-9-10	35 (377)	28 (301)	7 (75)	243
					<b>TOTAL</b> 463

*Elegant, spacious and comfortable* ocean-front suites, penthouses and residences **DESIGNED to CREATE** a home at sea for our *guests*.

## YOUR HOME AT SEA

Each of our 463 ocean-front suites, penthouses and residences – all designed with a refined, European elegance – are created to bring guests closer to the ocean itself, with floor-to-ceiling windows and private sun terraces.

Our suites range from 35 sqm (377 sq ft) to 280 sqm (3,014 sq ft), making them among the most spacious in the category.

### ALL SUITES FEATURE:

- Floor-to-ceiling windows
- Private sun terraces with a dining area and a sunbed or sun loungers
- Arriving to find luggage delivered and a chilled bottle of champagne waiting
- Walk-in wardrobe with seated vanity area and Dyson Supersonic™ hair dryer
- Heated bathroom floors
- Individual climate and lighting control in each suite
- Gentle motion-activated bedroom night lights
- Infotainment system with on-demand TV options
- Wireless bedside device charging stations
- Mini-bar replenished according to each guest's preferences
- Espresso machine with biodegradable pods; a kettle and teapot
- Complimentary personal refillable water bottle for each guest
- Mandala Blue custom bath toiletries and amenities for Explora Journeys
- Pair of binoculars for guests' use during their journey



OWNER'S RESIDENCE

## OCEAN RESIDENCES



**OR**

This layout corresponds to the Owner's Residence



**OR + OT2**

This layout corresponds to the Owner's Residence with connecting Ocean Terrace suite

### OWNER'S RESIDENCES

#### SUITE FEATURES

- Dedicated private butler services by the Residence Manager
- Oversized floor-to-ceiling windows with views of the sea
- Separate living, dining and sleeping areas
- Abundant lounge area
- Dining table for 8 guests
- Spacious work desk area
- In-suite welcome bottle of Dom Pérignon
- Private bar, replenished according to the guests' preferences
- Espresso machine, kettle and tea pot with a complimentary selection of coffee and teas
- Complimentary personal refillable water bottle for each guest
- Pair of binoculars for guests' use during their journey
- Technogym Bench and Technogym Case Kit for an efficient in-suite fitness experience
- Safe accommodating most tablets and laptops
- Butler pantry area

#### OUTDOOR

- Panoramic ocean-front terrace covering the full ship's width, with a private spacious whirlpool, day beds, a dining table, a scenic lounge area, shower

#### BEDROOM

- Bespoke king-sized bed sleep system - size: 200 x 200 cm (79 x 79 in)
- Down duvets and pillows
- Fine bed linens
- Extensive pillow selection
- Oversized dressing room

#### BATHROOM

- Luxurious marble double vanity bathroom
- Spacious bathtub and separate shower room
- Private steam room
- Plush bathrobes and bath linens
- Mandala Blue custom bath toiletries and amenities for Explora Journeys
- Dyson Supersonic™ hairdryer and illuminated make-up/shaving mirror
- Additional guest powder room

#### DECK: 7 - 8

#### NUMBER OF SUITES: 2

#### MAXIMUM CAPACITY:

2 adults and 1 child under 2 years old (*in a baby cot*).

A connecting Ocean Terrace Suite can be reserved additionally, allowing for a total maximum capacity of 4 adults or 3 adults and 2 children under 18 years old (*in a baby cot*).

**TOTAL SUITE AREA:** 280 sqm (3,014 sq ft)

**SUITE:** 155 sqm (1,668 sq ft)

**TERRACE:** 125 sqm (1,345 sq ft)



# OCEAN RESIDENCES



## COCOON RESIDENCE CR

**DECK:** 6 - Aft  
**NUMBER OF SUITES:** 2  
**MAXIMUM CAPACITY:** 3 adults or 2 adults and 2 children under 18 years old (*baby cot or double sofa bed*)

**TOTAL SUITE AREA:** 149 sqm (1,604 sq ft)  
**SUITE:** 74 sqm (797 sq ft)  
**TERRACE:** 75 sqm (807 sq ft)

### SUITE FEATURES

- Private butler services by our Residence Hosts
- Oversized floor-to-ceiling windows with views of the sea
- Separate living, dining and sleeping areas
- Spacious lounge area
- Dining table for 4 guests
- Spacious work desk area
- In-suite welcome bottle of champagne
- Private refrigerated minibar, replenished according to the guests' preferences from a selection of alcoholic and non-alcoholic beverages
- Espresso machine, kettle and tea pot with a complimentary selection of coffee and teas
- Complimentary personal refillable water bottle for each guest
- Pair of binoculars for guests' use during their journey
- Technogym Bench and Technogym Case Kit for an efficient in-suite fitness experience
- Safe accommodating most tablets and laptops

### OUTDOOR

- Panoramic ocean-front terrace with private outdoor whirlpool, a dining table, a daybed and sun loungers

### BEDROOM

- Bespoke king-sized bed sleep system - size: 200 x 200 cm (79 x 79 in)
- Some suites feature twin beds - size: 2 x 90 x 200 cm (35 x 79 in)
- Double sofa bed
- Down duvets and pillows
- Fine bed linens
- Extensive pillow selection
- Spacious walk-in wardrobe with a seated vanity area

### BATHROOM

- Luxurious marble bathroom with a bathtub, a separate walk-in shower room and heated floors
- Plush bathrobes and bath linens
- Mandala Blue custom bath toiletries and amenities for Explora Journeys
- Dyson Supersonic™ hairdryer and illuminated make-up/shaving mirror
- Additional guest powder room



## SERENITY RESIDENCE SR

**DECK:** 9 - Aft  
**NUMBER OF SUITES:** 2  
**MAXIMUM CAPACITY:** 3 adults or 2 adults and 2 children under 18 years old (*baby cot or double sofa bed*)

**TOTAL SUITE AREA:** 126 sqm (1,356 sq ft)  
**SUITE:** 60 sqm (646 sq ft)  
**TERRACE:** 66 sqm (710 sq ft)

### SUITE FEATURES

- Private butler services by our Residence Hosts
- Oversized floor-to-ceiling windows with views of the sea
- Separate living, dining and sleeping areas
- Spacious lounge area
- Dining table for 4 guests
- Spacious work desk area
- In-suite welcome bottle of champagne
- Private refrigerated minibar, replenished according to the guests' preferences from a selection of alcoholic and non-alcoholic beverages
- Espresso machine, kettle and tea pot with a complimentary selection of coffee and teas
- Complimentary personal refillable water bottle for each guest
- Pair of binoculars for guests' use during their journey
- Technogym Bench and Technogym Case Kit for an efficient in-suite fitness experience
- Safe accommodating most tablets and laptops

### OUTDOOR

- Panoramic ocean-front terrace with private outdoor whirlpool, a dining table, a daybed and sun loungers

### BEDROOM

- Bespoke king-sized bed sleep system - size: 180 x 200 cm (71 x 79 in)
- Some suites feature twin beds - size: 2 x 90 x 200 cm (35 x 79 in)
- Double sofa bed
- Down duvets and pillows
- Fine bed linens
- Extensive pillow selection
- Spacious walk-in wardrobe with a seated vanity area

### BATHROOM

- Luxurious marble bathroom with a bathtub, a separate walk-in shower room and heated floors
- Plush bathrobes and bath linens
- Mandala Blue custom bath toiletries and amenities for Explora Journeys
- Dyson Supersonic™ hairdryer and illuminated make-up/shaving mirror



## RETREAT RESIDENCE RR

**DECK:** 7, 8, 9 - Forward  
**NUMBER OF SUITES:** 6  
**MAXIMUM CAPACITY:** 3 adults or 2 adults and 2 children under 18 years old (*baby cot or double sofa bed*)

**TOTAL SUITE AREA:** 77 sqm (829 sq ft) – decks 8, 9 / 81 sqm (872 sq ft) – deck 7  
**SUITE:** 63 sqm (678 sq ft)  
**TERRACE:** 14 sqm (151 sq ft) – decks 8, 9 / 18 sqm (194 sq ft) – deck 7

### SUITE FEATURES

- Private butler services by our Residence Hosts
- Oversized floor-to-ceiling windows with views of the sea
- Separate living, dining and sleeping areas
- Spacious lounge area
- Dining table for 4 guests
- Spacious work desk area
- In-suite welcome bottle of champagne
- Private refrigerated minibar, replenished according to the guests' preferences from a selection of alcoholic and non-alcoholic beverages
- Espresso machine, kettle and tea pot with a complimentary selection of coffee and teas
- Complimentary personal refillable water bottle for each guest
- Pair of binoculars for guests' use during their journey
- Technogym Case Kit with a smart range of fitness gear
- Safe accommodating most tablets and laptops

### OUTDOOR

- Spacious ocean-front terrace with private outdoor whirlpool and a dining area

### BEDROOM

- Bespoke king-sized bed sleep system - size: 200 x 200 cm (79 x 79 in)
- Some suites feature twin beds - size: 2 x 90 x 200 cm (35 x 79 in)
- Some suites feature a double sofa bed
- Down duvets and pillows
- Fine bed linens
- Extensive pillow selection
- Spacious walk-in wardrobe with a seated vanity area

### BATHROOM

- Luxurious marble bathroom with a bathtub, a separate walk-in shower room and heated floors
- Plush bathrobes and bath linens
- Mandala Blue custom bath toiletries and amenities for Explora Journeys
- Dyson Supersonic™ hairdryer and illuminated make-up/shaving mirror
- Additional guest powder room





COVE RESIDENCE

# OCEAN RESIDENCES



## COVE RESIDENCE CO1

**DECK:** 7, 8, 9 - Middle, Aft  
**NUMBER OF SUITES:** 12  
**MAXIMUM CAPACITY:** 3 adults or 2 adults and 2 children under 18 years old (*baby cot or double sofa bed*)

**TOTAL SUITE AREA:** 67 sqm (721 sq ft)  
**SUITE:** 53 sqm (570 sq ft)  
**TERRACE:** 14 sqm (151 sq ft)

### SUITE FEATURES

- Private butler services by our Residence Hosts
- Oversized floor-to-ceiling windows with views of the sea
- Separate living, dining and sleeping areas
- Spacious lounge area
- Dining table for 4 guests
- Spacious work desk area
- In-suite welcome bottle of champagne
- Private refrigerated minibar, replenished according to the guests' preferences from a selection of alcoholic and non-alcoholic beverages
- Espresso machine, kettle and tea pot with a complimentary selection of coffee and teas
- Complimentary personal refillable water bottle for each guest
- Pair of binoculars for guests' use during their journey
- Technogym Case Kit with a smart range of fitness gear
- Safe accommodating most tablets and laptops
- Some suites offer accessibility features

### OUTDOOR

- Spacious oceanfront terrace with a dining table and sun loungers or a daybed

### BEDROOM

- Bespoke king-sized bed sleep system - size: 180 x 200 cm (71 x 79 in)
- Some suites feature twin beds - size: 2 x 90 x 200 cm (35 x 79 in)
- Double sofa bed
- Down duvets and pillows
- Fine bed linens
- Extensive pillow selection
- Spacious walk-in wardrobe with a seated vanity area

### BATHROOM

- Spacious bathroom with walk-in shower and heated floors
- Plush bathrobes and bath linens
- Mandala Blue custom bath toiletries and amenities for Explora Journeys
- Dyson Supersonic™ hairdryer and illuminated make-up/shaving mirror



## COVE RESIDENCE WITH WHIRLPOOL COJ

**DECK:** 6, 7, 8, 9, 10 - Middle, Aft  
**NUMBER OF SUITES:** 16  
**MAXIMUM CAPACITY:** 3 adults or 2 adults and 2 children under 18 years old (*baby cot or double sofa bed*)

**TOTAL SUITE AREA:** 67 sqm (721 sq ft) – decks 8, 10 / 70 sqm (754 sq ft) – deck 7, 8, 9, 10 / 80 sqm (861 sq ft) – decks 6  
**SUITE:** 53 sqm (570 sq ft) – decks 8, 10 / 56 sqm (603 sq ft) – deck 6, 7, 8, 9, 10  
**TERRACE:** 14 sqm (151 sq ft) – decks 7, 8, 9, 10 / 24 sqm (258 sq ft) – deck 6

### SUITE FEATURES

- Private butler services by our Residence Hosts
- Oversized floor-to-ceiling windows with views of the sea
- Separate living, dining and sleeping areas
- Spacious lounge area
- Dining table for 4 guests
- Spacious work desk area
- In-suite welcome bottle of champagne
- Private refrigerated minibar, replenished according to the guests' preferences from a selection of alcoholic and non-alcoholic beverages
- Espresso machine, kettle and tea pot with a complimentary selection of coffee and teas
- Complimentary personal refillable water bottle for each guest
- Pair of binoculars for guests' use during their journey
- Technogym Case Kit with a smart range of fitness gear
- Safe accommodating most tablets and laptops

### OUTDOOR

- Spacious oceanfront terrace with private outdoor whirlpool, a dining table and sun loungers or a daybed

### BEDROOM

- Bespoke king-sized bed sleep system - size: 180 x 200 cm (71 x 79 in)
- Some suites feature twin beds - size: 2 x 90 x 200 cm (35 x 79 in)
- Double sofa bed
- Down duvets and pillows
- Fine bed linens
- Extensive pillow selection
- Spacious walk-in wardrobe with a seated vanity area

### BATHROOM

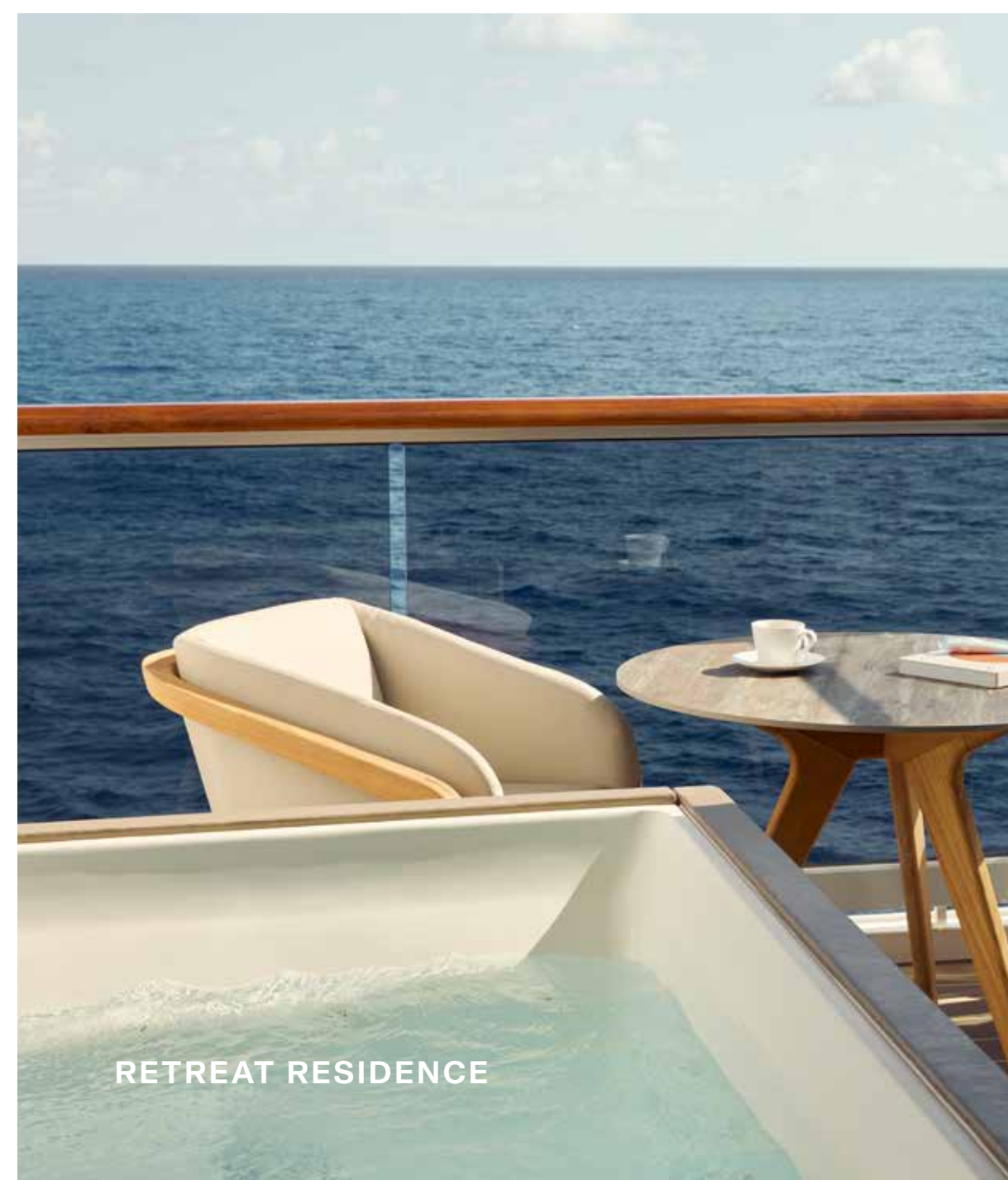
- Spacious bathroom with walk-in shower and heated floors
- Plush bathrobes and bath linens
- Mandala Blue custom bath toiletries and amenities for Explora Journeys
- Dyson Supersonic™ hairdryer and illuminated make-up/shaving mirror




COCOON RESIDENCE



COCOON RESIDENCE



RETREAT RESIDENCE



COCOON RESIDENCE

# OCEAN PENTHOUSES



## GRAND PENTHOUSE GP

**DECK:** 6, 7, 8, 9, 10 – Middle, Aft  
**NUMBER OF SUITES:** 11  
**MAXIMUM CAPACITY:** 3 adults or 2 adults and 2 children under 18 years old (*baby cot or double sofa bed*)

**TOTAL SUITE AREA:** 61 sqm (657 sq ft) – decks 7, 8, 9, 10 / 68 sqm (732 sq ft) – deck 6  
**SUITE:** 48 sqm (517 sq ft)  
**TERRACE:** 13 sqm (140 sq ft) – decks 7, 8, 9, 10 / 21 sqm (226 sq ft) – deck 6

### SUITE FEATURES

- Oversized floor-to-ceiling windows with views of the sea
- Separate living, dining and sleeping areas
- Spacious lounge area
- Dining table for 4 guests
- Spacious work desk area
- In-suite welcome bottle of champagne
- Private refrigerated minibar, replenished according to the guests' preferences from a selection of alcoholic and non-alcoholic beverages
- Espresso machine, kettle and tea pot with a complimentary selection of coffee and teas
- Complimentary personal refillable water bottle for each guest
- Pair of binoculars for guests' use during their journey
- Technogym Case Kit with a smart range of fitness gear
- Safe accommodating most tablets and laptops

### OUTDOOR

- Spacious oceanfront terrace with a dining area
- Comfortable daybed for relaxation

### BEDROOM

- Bespoke king-sized bed sleep system - size: 180 x 200 cm (71 x 79 in)
- Some suites feature twin beds – size: 2 x 90 x 200 cm (35 x 79 in)
- Double sofa bed
- Down duvets and pillows
- Fine bed linens
- Extensive pillow selection
- Spacious walk-in wardrobe with a seated vanity area

### BATHROOM

- Spacious bathroom with a bathtub and heated floors
- Plush bathrobes and bath linens
- Mandala Blue custom bath toiletries and amenities for Explora Journeys
- Dyson Supersonic™ hairdryer and illuminated make-up/shaving mirror
- Some suites feature a walk-in shower



## PREMIER PENTHOUSE PP

**DECK:** 6, 7, 8, 9, 10 – Middle, Aft  
**NUMBER OF SUITES:** 65  
**MAXIMUM CAPACITY:** 3 adults or 2 adults and 1 child under 18 years old (*baby cot or a sofa bed*)

**TOTAL SUITE AREA:** 48 sqm (517 sq ft) – decks 6, 7, 8, 9, 10 / 53 sqm (570 sq ft) – deck 6  
**SUITE:** 38 sqm (409 sq ft) – decks 6, 7, 8, 9, 10 / 43 sqm (463 sq ft) – deck 6  
**TERRACE:** 10 sqm (108 sq ft)

### SUITE FEATURES

- Oversized floor-to-ceiling windows with views of the sea
- Separate living, dining and sleeping areas
- Spacious lounge area
- Dining table for 4 guests
- In-suite welcome bottle of champagne
- Private refrigerated minibar, replenished according to the guests' preferences from a selection of alcoholic and non-alcoholic beverages
- Espresso machine, kettle and tea pot with a complimentary selection of coffee and teas
- Complimentary personal refillable water bottle for each guest
- Pair of binoculars for guests' use during their journey
- Technogym Case Kit with a smart range of fitness gear
- Safe accommodating most tablets and laptops

### OUTDOOR

- Spacious oceanfront terrace with a dining area
- Comfortable daybed for relaxation

### BEDROOM

- Bespoke king-sized bed sleep system - size: 180 x 200 cm (71 x 79 in)
- Some suites feature twin beds – size: 2 x 90 x 200 cm (35 x 79 in)
- Some suites feature a sofa bed
- Down duvets and pillows
- Fine bed linens
- Extensive pillow selection
- Spacious walk-in wardrobe with a seated vanity area

### BATHROOM

- Spacious bathroom with a walk-in shower and heated floors
- Plush bathrobes and bath linens
- Mandala Blue custom bath toiletries and amenities for Explora Journeys
- Dyson Supersonic™ hairdryer and illuminated make-up/shaving mirror
- Some suites feature bathtubs
- Custom bath toiletries and amenities
- Some suites feature bathtubs



## DELUXE PENTHOUSE DP

**DECK:** 8, 9 – Forward, Aft  
**NUMBER OF SUITES:** 27  
**MAXIMUM CAPACITY:** 3 adults or 2 adults and 1 child under 18 years old (*baby cot or a sofa bed*)

**TOTAL SUITE AREA:** 43 sqm (463 sq ft)  
**SUITE:** 34 sqm (366 sq ft)  
**TERRACE:** 9 sqm (97 sq ft)

### SUITE FEATURES

- Oversized floor-to-ceiling windows with views of the sea
- Spacious lounge area
- Dining table for 4 guests
- Some suites feature a spacious work desk area
- In-suite welcome bottle of champagne
- Private refrigerated minibar, replenished according to the guests' preferences from a selection of alcoholic and non-alcoholic beverages
- Espresso machine, kettle and tea pot with a complimentary selection of coffee and teas
- Complimentary personal refillable water bottle for each guest
- Pair of binoculars for guests' use during their journey
- Technogym Case Kit with a smart range of fitness gear
- Safe accommodating most tablets and laptops

### OUTDOOR

- Spacious oceanfront terrace with a dining area
- Comfortable daybed for relaxation

### BEDROOM

- Bespoke king-sized bed sleep system - size: 180 x 200 cm (71 x 79 in)
- Some suites feature twin beds – size: 2 x 90 x 200 cm (35 x 79 in)
- Some suites feature a sofa bed
- Down duvets and pillows
- Fine bed linens
- Extensive pillow selection
- Spacious walk-in wardrobe with a seated vanity area

### BATHROOM

- Spacious bathroom with a walk-in shower and heated floors
- Plush bathrobes and bath linens
- Mandala Blue custom bath toiletries and amenities for Explora Journeys
- Dyson Supersonic™ hairdryer and illuminated make-up/shaving mirror
- Some suites feature bathtubs



## PENTHOUSE PH

**DECK:** 6, 7, 8, 9 - Aft  
**NUMBER OF SUITES:** 6  
**MAXIMUM CAPACITY:** 2 adults and 1 infant under 2 years old (*in a baby cot*)

**TOTAL SUITE AREA:** 43 sqm (463 sq ft) – decks 7, 8, 9 / 48 sqm (517 sq ft) – deck 6  
**SUITE:** 34 sqm (366 sq ft)  
**TERRACE:** 9 sqm (97 sq ft) – decks 7, 8, 9 / 14 sqm (151 sq ft) – deck 6

### SUITE FEATURES

- Oversized floor-to-ceiling windows with views of the sea
- Spacious lounge area
- Dining table for 4 guests
- In-suite welcome bottle of champagne
- Private refrigerated minibar, replenished according to the guests' preferences from a selection of alcoholic and non-alcoholic beverages
- Espresso machine, kettle and tea pot with a complimentary selection of coffee and teas
- Complimentary personal refillable water bottle for each guest
- Pair of binoculars for guests' use during their journey
- Technogym Case Kit with a smart range of fitness gear
- Safe accommodating most tablets and laptops

### OUTDOOR

- Spacious oceanfront terrace with a dining area
- Comfortable daybed for relaxation

### BEDROOM

- Bespoke king-sized bed sleep system - size: 180 x 200 cm (71 x 79 in)
- Some suites feature twin beds – size: 2 x 90 x 200 cm (35 x 79 in)
- Down duvets and pillows
- Fine bed linens
- Extensive pillow selection
- Spacious walk-in wardrobe with a seated vanity area

### BATHROOM


- Spacious bathroom with a walk-in shower and heated floors
- Plush bathrobes and bath linens
- Mandala Blue custom bath toiletries and amenities for Explora Journeys
- Dyson Supersonic™ hairdryer and illuminated make-up/shaving mirror



GRAND PENTHOUSE



PREMIER PENTHOUSE



GRAND PENTHOUSE



# OCEAN SUITES



## OCEAN GRAND TERRACE SUITE GT

**DECK:** 6, 7 - Forward, Middle, Aft  
**NUMBER OF SUITES:** 70  
**MAXIMUM CAPACITY:** 2 adults and 1 infant under 2 years old (*in a baby cot*)

**TOTAL SUITE AREA:** 39 sqm (420 sq ft)  
**SUITE:** 28 sqm (301 sq ft)  
**TERRACE:** 11 sqm (118 sq ft)

### SUITE FEATURES

- Oversized floor-to-ceiling windows with views of the sea
- Lounge area with coffee/dining table
- In-suite welcome bottle of champagne
- Private refrigerated minibar, replenished according to the guests' preferences from a selection of alcoholic and non-alcoholic beverages
- Espresso machine, kettle and tea pot with a complimentary selection of coffee and teas
- Complimentary personal refillable water bottle for each guest
- Pair of binoculars for guests' use during their journey
- Safe accommodating most tablets and laptops

### OUTDOOR

- Spacious oceanfront terrace with a dining area
- Comfortable daybed for relaxation

### BEDROOM

- Bespoke king-sized bed sleep system – size: 180 x 200 cm (71 x 79 in)
- Some suites feature twin beds – size: 2 x 90 x 200 cm (35 x 79 in)
- Some suites feature a sofa bed
- Down duvets and pillows
- Fine bed linens
- Extensive pillow selection
- Spacious walk-in wardrobe with a seated vanity area

### BATHROOM

- Spacious bathroom with a walk-in shower and heated floors
- Plush bathrobes and bath linens
- Mandala Blue custom bath toiletries and amenities for Explora Journeys
- Dyson Supersonic™ hairdryer and illuminated make-up/shaving mirror
- Some suites feature bathtubs and accessibility features



## OCEAN TERRACE SUITE OT1, OT2, OT3, OT4

**DECK:** OT1 - 6, 7 / OT2 - 7, 8 / OT3 - 8, 9 / OT4 - 9, 10 - Forward, Middle, Aft  
**NUMBER OF SUITES:** OT1 – 44, OT2 – 80, OT3 – 52, OT4 – 57  
**MAXIMUM CAPACITY:** 2 adults and 1 infant under 2 years old (*in a baby cot*). Some suites feature a sofa bed and can accommodate 3 adults or 2 adults and 1 child under 18 years old.

**TOTAL SUITE AREA:** 35 sqm (377 sq ft)  
**SUITE:** 28 sqm (301 sq ft)  
**TERRACE:** 7 sqm (75 sq ft)

### SUITE FEATURES

- Oversized floor-to-ceiling windows with views of the sea
- Lounge area with coffee/dining table
- In-suite welcome bottle of champagne
- Private refrigerated minibar, replenished according to the guests' preferences from a selection of alcoholic and non-alcoholic beverages
- Espresso machine, kettle and tea pot with a complimentary selection of coffee and teas
- Complimentary personal refillable water bottle for each guest
- Pair of binoculars for guests' use during their journey
- Safe accommodating most tablets and laptops
- Some suites offer accessibility features

### OUTDOOR


- Spacious oceanfront terrace with a dining area
- Comfortable daybed for relaxation

### BEDROOM

- Bespoke king-sized bed sleep system – size: 180 x 200 cm (71 x 79 in)
- Some suites feature twin beds – size: 2 x 90 x 200 cm (35 x 79 in)
- Some suites feature a sofa bed
- Down duvets and pillows
- Fine bed linens
- Extensive pillow selection
- Spacious walk-in wardrobe with a seated vanity area

### BATHROOM

- Spacious bathroom with a walk-in shower and heated floors
- Plush bathrobes and bath linens
- Mandala Blue custom bath toiletries and amenities for Explora Journeys
- Dyson Supersonic™ hairdryer and illuminated make-up/shaving mirror
- Some suites feature bathtubs



OCEAN TERRACE SUITE

# ACCESSIBLE SUITES

## FEATURES AND AMENITIES:

- Roll-in shower with grab-bar and fold-down seat (height of seat from the floor is 450 mm / 17.7 in)
- Grab bar next to the toilet seat
- Portable toilet seat risers available on board
- Hand-held shower wand
- Lowered towel racks
- Accessibility equipment for hearing impaired (Assistive Listening System ALS and/or TTY devices)
- Lowered wardrobe bars and shelving
- Lowered safe
- Double peephole on entrance door
- All doorways are wheelchair accessible
- Entrance door width 900 mm (31.5 in)
- Bathroom door width 900 mm (31.5 in)

## 1 ACCESSIBLE COVE RESIDENCE CO1

DECK: 9 - Middle  
NUMBER OF SUITES: 1

---

TOTAL SUITE AREA: 61 sqm – 657 sq ft  
SUITE: 48 sqm – 517 sq ft  
TERRACE: 13 sqm – 140 sq ft

## 10 ACCESSIBLE OCEAN TERRACE SUITES OT2, OT3, OT4

DECK 8, 9, 10 - Forward  
NUMBER OF SUITES OT2 - 4, OT3 - 5, OT4 - 1

---

TOTAL SUITE AREA: 49 sqm – 526 sq ft  
SUITE: 39 sqm – 419 sq ft  
TERRACE: 10 sqm – 107 sq ft

Features may vary by suite.  
Please inform your preferred Travel Advisor or one of our Explora Experience Ambassadors about your requirements when reserving your journey.



ACCESSIBLE OCEAN TERRACE SUITE

# MULTI-GENERATION-FRIENDLY CONNECTING SUITES

92 MULTI-GENERATION-FRIENDLY CONNECTED SUITES

SUITE SUB-CATEGORY	CAN BE CONNECTED WITH	QTY, UNIQUE COMBINATIONS	SUITE COMBINATIONS							
<b>OR</b> OWNER'S RESIDENCE	OT2	2	7114-7115	8100-8101						
<b>RR</b> RETREAT RESIDENCE	GT	2	7001-7003	7002-7004						
	OT3	2	9001-9003	9002-9004						
<b>CO1</b> COVE RESIDENCE	OT2 ACCESSIBLE	2	8082-8084	8083-8085						
<b>CO1</b> COVE RESIDENCE ACCESSIBLE	OT3	3	8082-8084	8083-8085	9028-9026					
<b>COJ</b> COVE RESIDENCE WITH WHIRLPOOL	GP	2	10001-10003	10002-10004						
	OT4	2	10007-10009	10008-10010						
<b>GP</b> GRAND PENTHOUSE	GT	2	6003-6005	6004-6006						
	OT1	2	7038-7040	7039-7041						
	OT2	2	8030-8032	8031-8033						
	OT3	3	9027-9029	10003-10001	10004-10002					

92 MULTI-GENERATION-FRIENDLY CONNECTED SUITES

SUITE SUB-CATEGORY	CAN BE CONNECTED WITH	QTY, UNIQUE COMBINATIONS	SUITE COMBINATIONS								
<b>PP</b> PREMIER PENTHOUSE	OT1	2	6026-6024	6027-6025							
	OT2	4	7060-7058	7061-7059	7078-7080	7079-7081					
	OT3	8	8052-8050	8053-8051	8070-8072	8071-8073					
<b>DP</b> DELUXE PENTHOUSE	OT2	2	8022-8024	8023-8025							
<b>GT</b> OCEAN GRAND TERRACE SUITE	GT	2	6005-6003	6006-6004	6056-6058	6057-6059	6059-6057	7003-7001	7004-7002	7009-7011	
			7010-7012	7011-7009	7012-7010						
<b>OT4</b> OCEAN TERRACE SUITE	OT4	5	10009-10007	10010-10008	10016-10018	10018-10016	10020-10022	10021-10023	10022-10020	10023-10021	
<b>OT3</b> OCEAN TERRACE SUITE	OT2	2	8050-8052	8051-8053	8072-8070	8073-8071	8074-8076	8075-8077	9003-9001	9004-9002	
			9028-9026	9029-9027	9034-9036	9035-9037	9036-9034	9037-9035			
<b>OT2</b> OCEAN TERRACE SUITE	OT2	3	7058-7060	7059-7061	7080-7078	7081-7079	7086-7088	7087-7089	7088-7086	7089-7087	
			7115-7114	8011-8013	8013-8011	8024-8022	8025-8023	8032-8030	8033-8031	8076-8074	
			8077-8075	8084-8082	8085-8083	8101-8100					

# SUITES WITH TWIN BEDS

## 455 SUITES WITH TWIN BEDS – BY SUB-CATEGORY

OT1			OT2				OT3			OT4			GT				PH	DP		PP				GP	CO1	COJ	SR	OR	
6007	6036	7046	7050	7086	7110	8032	8092	8040	9003	9039	9072	10022	10050	6005	6068	7005	7026	6086	8015	9085	6026	7075	8071	10041	6003	7104	6001	9094	7114
6008	6037	7047	7051	7087	7111	8033	8093	8041	9004	9040	9073	10023	10051	6006	6069	7006	7027	6087	8016	9086	6027	7076	9048	10042	6004	7105	6002	9095	8100
6009	6038	7048	7052	7088	7113	8034	8099	8042	9005	9041	9074	10024	10052	6050	6070	7007	7028	7112	8018	9087	6028	7077	9049	10043	7038	7106	7036		
6010	6039	7049	7053	7089	7115	8035	8101	8043	9006	9042	9075	10025	10053	6051	6071	7008	7029	8098	8019	9088	6029	7078	9050	10044	7039	7107	7037		
6011	6040		7054	7090	8003	8036		8044	9018	9043	9080	10026	10054	6052	6072	7009	7030	9092	8020	9089	6030	7079	9051	10045	8030	8080	8028		
6012	6041		7055	7091	8004	8037		8045	9020	9044	9081	10027	10055	6053	6073	7010	7031	9093	8021	9090	6031	8052	9052		8031	8081	8029		
6013	6042		7056	7092	8005	8038		8046	9021	9045	9082	10028	10056	6054	6074	7011	7032		8022	9091	6032	8053	9053		8096	8082	8094		
6014	6043		7057	7093	8006	8039		8047	9022	9046	9083	10029	10057	6055	6075	7012	7033		8023		6033	8054	9054		8097	8083	8095		
6015	6044		7058	7094	8007	8076		8048	9023	9047	10009	10030	10058	6056	6076	7013	7034		9007		6091	8055	9055		9027	9026	9024		
6016	6045		7059	7095	8008	8077		8049	9028	9056	10010	10031	10059	6057	6077	7014	7035		9008		7060	8056	9060		10003	9076	9025		
6018	6046		7068	7096	8009	8078		8050	9029	9057	10011	10032	10060	6058	6078	7015			9009		7061	8057	9061		10004	9077	10001		
6019	6047		7069	7097	8010	8079		8051	9030	9058	10012	10033	10061	6059	6079	7016			9010		7062	8058	9062			9078	10002		
6020	6048		7070	7098	8011	8084		8060	9031	9059	10013	10034	10062	6060	6080	7018			9011		7063	8059	9063			9079	10005		
6021	6049		7071	7099	8012	8085		8061	9032	9068	10014	10035	10063	6061	6081	7019			9012		7064	8064	9064				10006		
6022	7040		7080	7100	8013	8086		8062	9033	9069	10015	10036	10064	6062	6082	7020			9013		7065	8065	9065				10007		
6023	7041		7081	7101	8014	8087		8063	9034	9070	10016	10037	10065	6063	6083	7021			9014		7066	8066	9066				10008		
6024	7042		7082	7102	8024	8088		8072	9035	9071	10018	10046	10066	6064	6084	7022			9015		7067	8067	9067						
6025	7043		7083	7103	8025	8089		8073	9036		10019	10047	10068	6065	6085	7023			9016		7072	8068	10038						
6034	7044		7084	7108	8026	8090		8074	9037		10020	10048		6066	7003	7024			9019		7073	8069	10039						
6035	7045		7085	7109	8027	8091		8075	9038		10021	10049		6067	7004	7025			9084		7074	8070	10040						

# SUITES WITH BATHTUBS

90 SUITES WITH BATHTUBS – BY SUB-CATEGORY

OT1	OT2	OT3	OT4	GT	DP	PP	GP	RR	SR	CR	OR
6013	7058	8040	10009	6058	8015	6028	6003	7001	9094	6088	8100
6014	7059	8041	10010	6059	8016	6029	6004	7002	9095	6089	7114
6024	7080	8050		6064	8018	6032	7038	8001			
6025	7081	8051		6065	8019	6033	7039	8002			
7048	7088	8072		7009	8020	7062	8030	9001			
7049	7089	8073		7010	8021	7063	8031	9002			
	7094	9028		7024	8022	7066	9027				
	7095	9036		7025	8023	7067	10003				
	8007	9037				7072	10004				
	8008					7073					
	8011					7076					
	8012					7077					
	8076					8054					
	8077					8055					
	8084					8058					
	8085					8059					
						8064					
						8065					
						8068					
						8069					





## UNIQUE COMPLIMENTARY EXPERIENCES

### ALL JOURNEYS INCLUDE:

- Authentic, intuitive service from our team of hospitality experts, with an industry-leading guests to hosts ratio of 1.25 to 1
- Nine distinct culinary experiences, including In-Suite Dining
- Unlimited beverages, fine wines and premium spirits, speciality coffees, teas and soft drinks available at all times, including in-suite mini-bar
- Access to the Ocean Wellness – The Spa thermal area
- Group wellness, fitness and mindfulness activities and rituals
- All on-board gratuities
- High-speed complimentary Wi-Fi throughout the ship
- In-suite welcome bottle of champagne upon arrival
- A bottle of wine and a bottle of spirit of the guests' choice upon arrival
- 24-hour concierge services
- 24-hour In-Suite Dining
- Twice-daily housekeeping services, including evening turndown service
- Shoeshine service
- Shuttle services from port to city centre (where required/available)

Plus additional benefits for guests staying in Ocean Grand Terrace Suites, Ocean Penthouses and Ocean Residences.

### HIGH-SPEED COMPLIMENTARY WI-FI THROUGHOUT THE SHIP

Our ships are equipped with enhanced onboard connectivity by Starlink, ensuring stable high-speed internet and Wi-Fi connection in all suites and public spaces.\*

\*In certain navigation areas, Wi-Fi connection may be slower or unavailable due to circumstances beyond our control.



## ADDITIONAL BENEFITS

### OCEAN GRAND TERRACE SUITES

*Journey inclusions plus:*

- Priority dinner reservations for select culinary venues
- Complimentary pressing of garments, within 24 hours after check-in (once per journey)
- One bag of laundry per suite (one per journey), up to 48 hours before check-out

### OCEAN RESIDENCES

*Ocean Penthouses benefits plus:*

- Private butler services by our Residence Hosts
- Enhanced In-Suite Dining exclusive menu, including specialties from several culinary venues
- Enhanced In-Suite Dining breakfast menu served in-suite
- In-suite full bar setup with a selection of premium spirits, wines and soft drinks
- Priority reservations for Destination Experiences
- Unlimited complimentary laundry and pressing services
- Personal welcome by a Residence Host and priority embarkation upon arrival
- VIP lounge at embarkation (where available)
- Round trip airport to port or airport to hotel ground transfers included (available up to a distance of 50 miles/80 km each way from/to port or hotel and from selected airports)

### OCEAN PENTHOUSES

*Ocean Grand Terrace Suites benefits plus:*


- Priority check-in and embarkation (where available)
- One additional bottle of spirit or wine of the guests' preference (three bottles in total)

### OWNER'S RESIDENCES

*Ocean Residences benefits plus:*

- Dedicated private butler services by the Residence Manager
- In-suite welcome bottle of Dom Pérignon champagne upon arrival
- Unlimited priority reservations for all culinary venues
- Priority access to the Ocean Wellness – The Spa thermal area
- Complimentary treatment at Ocean Wellness – The Spa (one treatment per guest per journey)
- Private driver ashore (one per journey, where available)
- Personal welcome by a Residence Manager and priority embarkation upon arrival
- Complimentary pre- or post-journey hotel night (where available, conditions apply)
- Roundtrip home to airport ground transfers included (available up to a distance of 50 miles/80 km each way from/to airport)
- Roundtrip transfers from/to hotel and port included for a distance of up to 50 miles/80 km each way from/to hotel/port

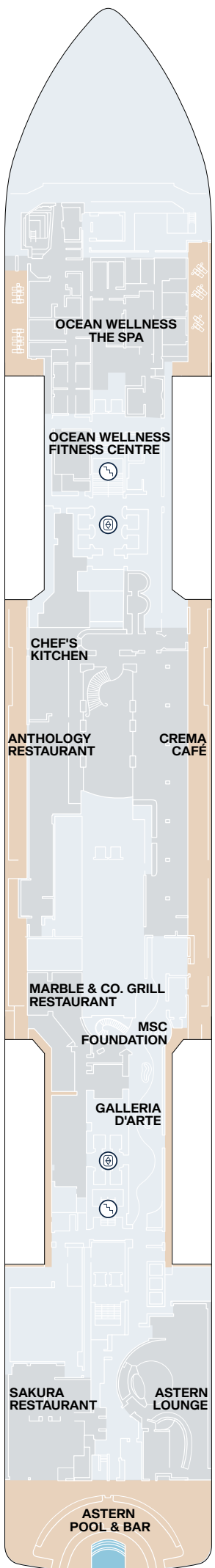
# EXPLORA IV PUBLIC SPACES DECK PLANS



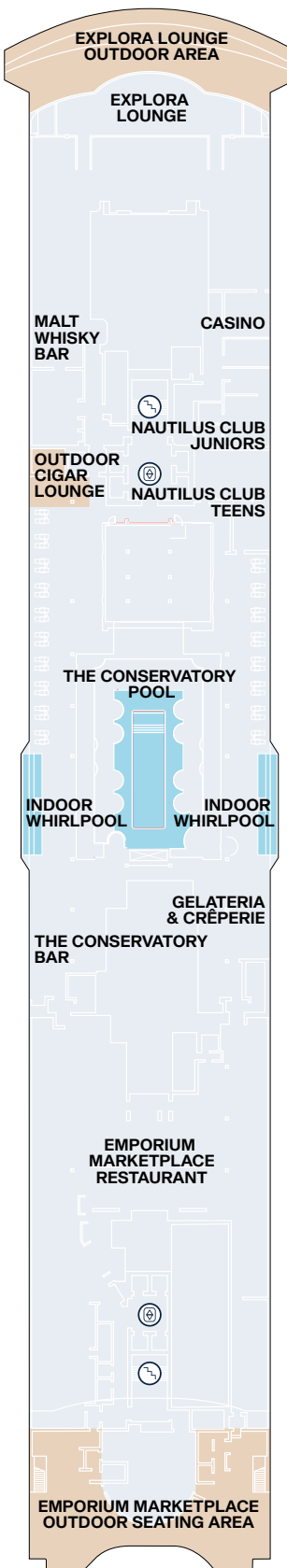
DECK 3



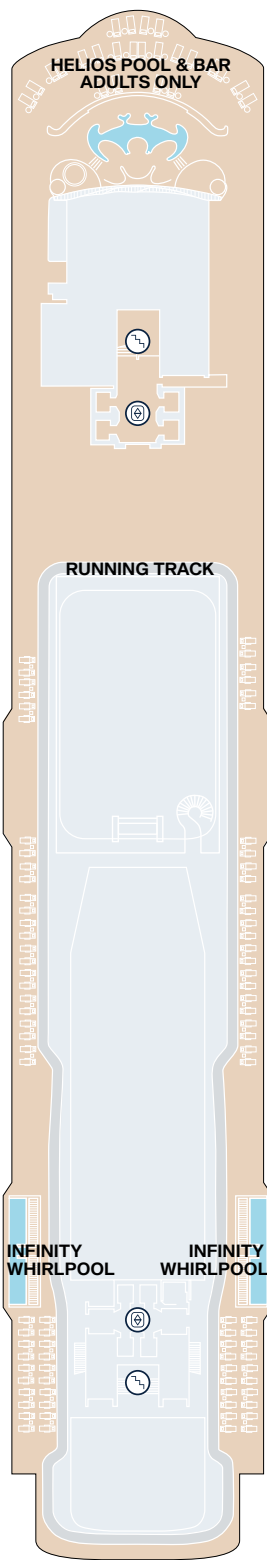
DECK 4



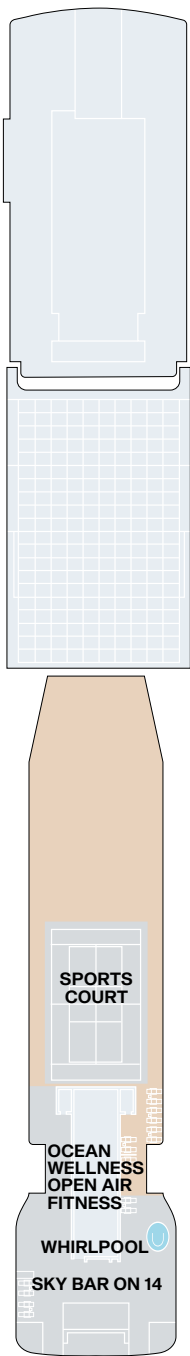
DECK 5



DECK 11



DECK 12



DECK 14

-  STAIRCASE
-  LIFT

# RESTAURANTS

Explora Journeys' signature culinary concepts, beloved onboard EXPLORA I and II – such as Anthology, Sakura, Fil Rouge, Med Yacht Club, Marble & Co. Grill – return to elevate the dining experience, complemented by unexpected new offerings.

	INCLUSIVE CULINARY EXPERIENCE	DECK
<b>Anthology</b>		5
<b>Sakura</b>	Yes	5
<b>Marble &amp; Co. Grill</b>	Yes	5
<b>Med Yacht Club</b>	Yes	4
<b>Fil Rouge</b>	Yes	4
<b>Emporium Marketplace</b>	Yes	11
<b>Chef's Kitchen</b>		5
<b>In-Suite Dining</b>	Yes	





## BARS, LOUNGES, ENTERTAINMENT AND ENRICHMENT EXPERIENCES

	DECK
Lobby Bar	4
Journeys Lounge	4
Crema Café	5
Astern Lounge	5
Astern Pool & Bar	5 Fully outdoor
Atoll Pool & Bar	10 Fully outdoor
Explora Lounge	11
Malt Whisky Bar	11
The Conservatory Pool & Bar Gelateria & Crêperie at The Conservatory	11
Helios Pool & Bar - adults only	12 Fully outdoor
Sky Bar on 14	14 Fully outdoor
Nautilus Club	11
The Casino	11
Galleria d'Arte	5
MSC Foundation	5


# OCEAN WELLNESS

## THE SPA

	SURFACE SQM (~ SQ FT)	DECK
<b>THERMAL AREA</b>		
Steam room		
Steam shower (in private spa suites)		
Hydrotherapy pool		
Finnish sauna		
Salt cave		
Experience shower		
Ice fall		
Heated marble loungers	726	5
Relaxation room	(7,674)	
Outdoor relaxation area		
<b>BEAUTY FACILITIES</b>		
Beauty Studio		
Barber Corner		

## FITNESS

	SURFACE SQM (~ SQ FT)	DECK
<b>Fitness Centre</b>	157 (1,690)	5
<b>Fitness Studio</b>	70 (753)	5
<b>Open Air Fitness</b>	64 (688)	14
<b>Running Track</b>		12
<b>Sports Court</b>		14
<b>In-Suite Fitness</b>		



RUNNING TRACK



ATOLL POOL


## POOLSIDE LEISURE

	DECK
Astern Pool	5
Atoll Pool	10
The Conservatory Pool with retractable glass roof	11
Helios Pool - adults only	12
Indoor whirlpools (2 in total)	11
Outdoor Whirlpools (3 in total)	12/14
Hydrotherapy pool at Ocean Wellness - The Spa	5

# OTHER SERVICES

	DECK
Meeting Rooms	4
Medical Centre	3
Guest Services	4
Destination Experiences	4
Future Journeys Ambassadors	4
Guest Launderette	9-10

\*Can be split in 3 separate spaces.





Explora

JOURNEYS

[EXPLORAJOURNEYS.COM](http://EXPLORAJOURNEYS.COM)